

**EE120, Spring 97**  
**Midterm 2**  
**Professor Fearing**

Problem 1 (30 points)

Let  $m(t) = \cos(2000\pi t)$ ,  $n(t) = \sin(2000\pi t)$  and  $f_c = 10^6$ .

[1 pts.] a) Sketch  $M(f)$ , labelling height/area, center frequency, and sideband frequencies.

[3pts] b) Let  $x_1(t) = m(t) \cos(2\pi f_c t)$ . Sketch  $X_1(f)$ , labelling height/area, center frequency, and sideband frequencies.

[3pts] c) Let  $x_2(t) = (1 + m(t))\cos(2\pi f_c t)$ . Sketch  $X_2(f)$ , labelling height/area, center frequency, and sideband frequencies.

[6pts] d) Let  $x_3(t) = [m(t)]\cos(2\pi f_c t) + [n(t)]\sin(2\pi f_c t)$ . Sketch  $X_3(f)$ , labelling height/area, center frequency, and sideband frequencies.

[7pts] e) Let  $x_4(t) = \cos(2\pi f_c t + m(t)/10)$ . Sketch  $X_4(f)$ , labelling height/area, center frequency, and sideband frequencies. (Hint: Approximation may be appropriate.)

[6pts] f) Describe how you could recover  $m(t)$  and  $n(t)$  from  $x_3(t)$ . Draw a block diagram of a system which has input  $x_3(t)$  and outputs  $m(t)$  and  $n(t)$ . The system should work for any  $m(t)$  and  $n(t)$ , bandlimited to 10kHz. Specify appropriate frequencies for any component you use.

[4pts] g) Identify the type of modulation used to generate each signal (e.g. AM-DSB, NBFM, etc.).

$x_1(t)$  modulation type \_\_\_\_\_

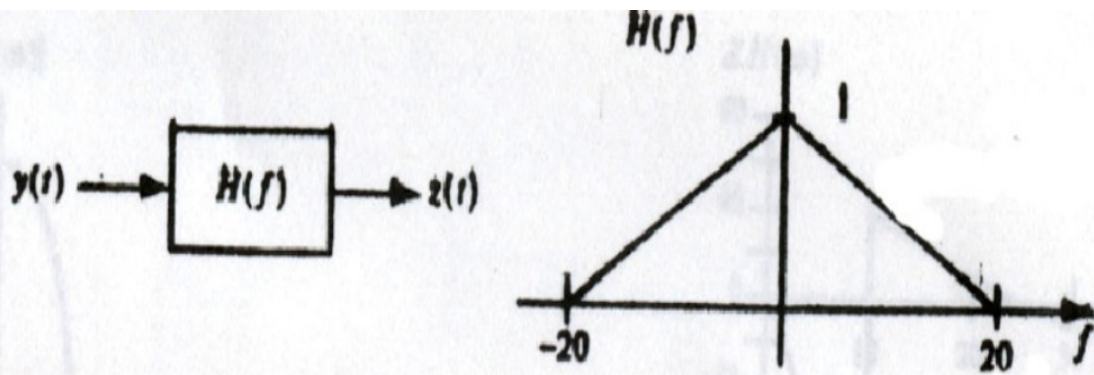
$x_2(t)$  modulation type \_\_\_\_\_

$x_3(t)$  modulation type \_\_\_\_\_

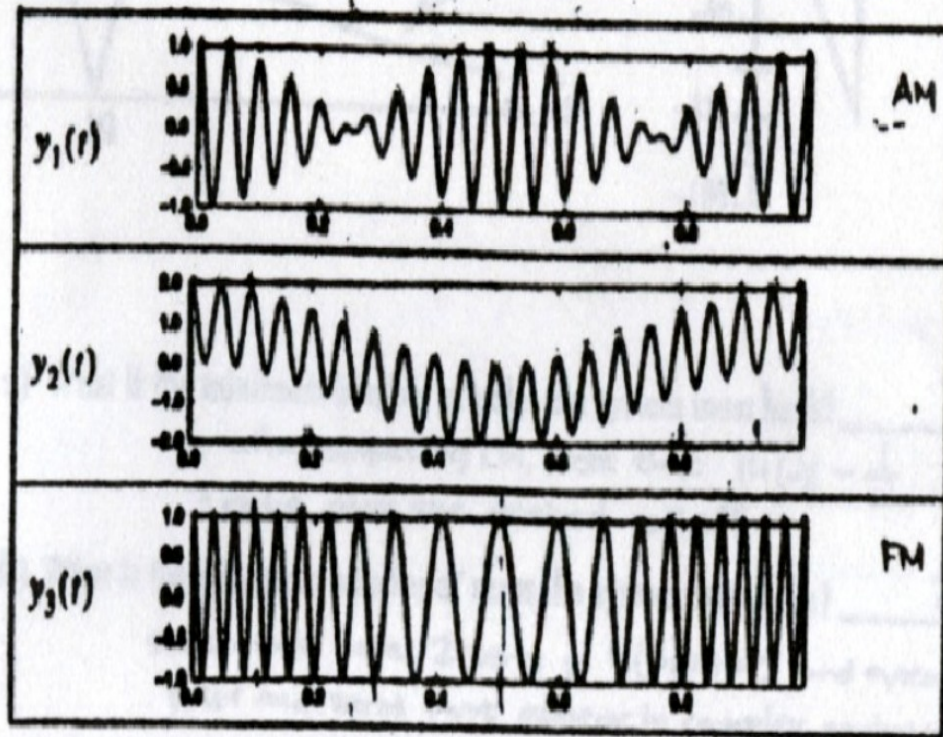
$x_4(t)$  modulation type \_\_\_\_\_

### Problem 2 (10 points)

The problem considers filtering of signals by a filter  $H(f)$  with frequency response as shown:



Note: All  $y_1(t)$ ,  $y_2(t)$ ,  $y_3(t)$  are periodic. The horizontal axis has units of seconds.



a) What is  $z_1(t)$ , the output of the filter for input  $y_1(t)$ ? \_\_\_\_\_

b) Sketch  $z_2(t)$ , the output of the filter for input  $y_2(t)$ .

c) BONUS: Sketch  $z_3(t)$ , the output of the filter for input  $y_3(t)$ .

## Problem 3 (20 points)

A modulation scheme is described by

$$x(t) = \cos(2\pi f_c t + 2\pi f_m t m(t)) \text{ with } f_c = 10 \text{ kHz and } f_m = 1 \text{ kHz}$$

[16 pts] a) Sketch  $\text{Re}X(f)$ , noting important frequencies, areas, and amplitudes.

(Hint: Express  $x(t)$  as a sum of two signals.)

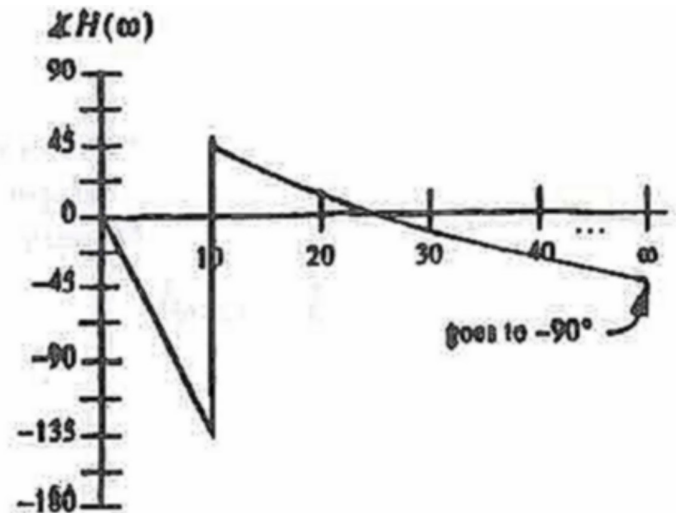
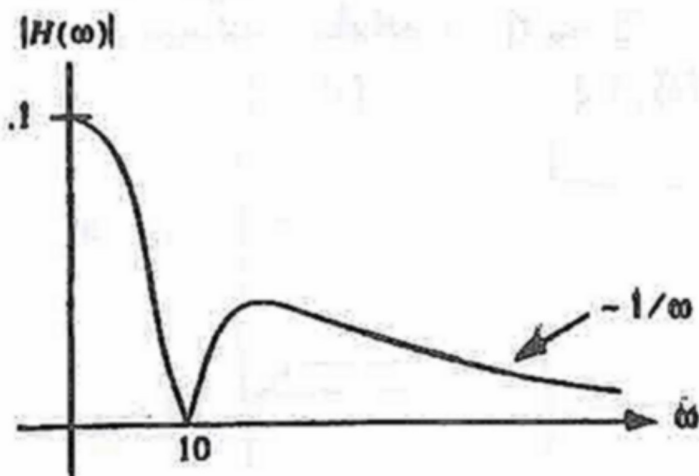
(Hint: Use appropriate engineering approximation.)

[4pts] b) What is the power in  $x(t)$ ? \_\_\_\_\_

What fraction of the power in  $X(f)$  is at the carrier frequency  $f_c$ ? \_\_\_\_\_

## Problem 4

Consider the frequency response of a real, stable, system shown below:



[2pts] a) What is the minimum number of poles the system must have? \_\_\_\_\_

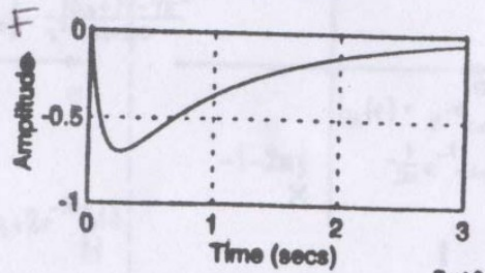
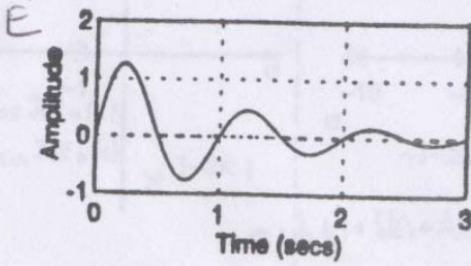
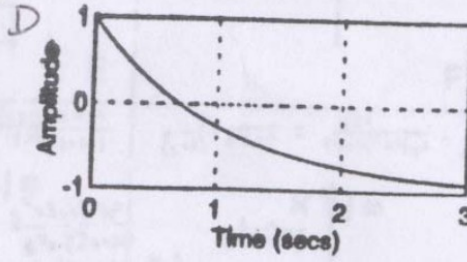
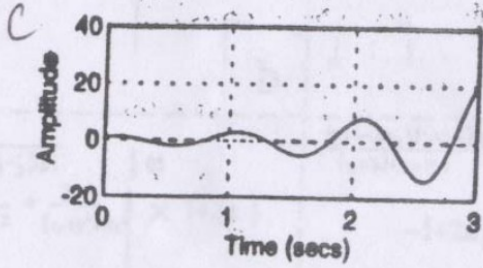
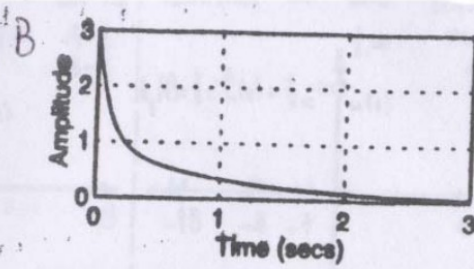
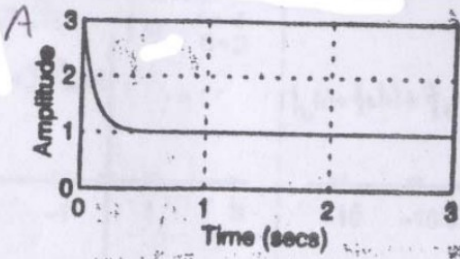
[2 pts] b) What is the minimum number of zeros the system must have? \_\_\_\_\_

[6 pts] c) Sketch and label the pole-zero diagram for a stable system (using a minimum number of poles and zeros)

which would have the given magnitude response. Note:  $H(\omega = 0) = 0.1$ .  $H(\omega = 10) = 0$ .

### Problem 5

For each impulse response below, choose the corresponding pole-zero diagram below and put letter next to the given impulse response.



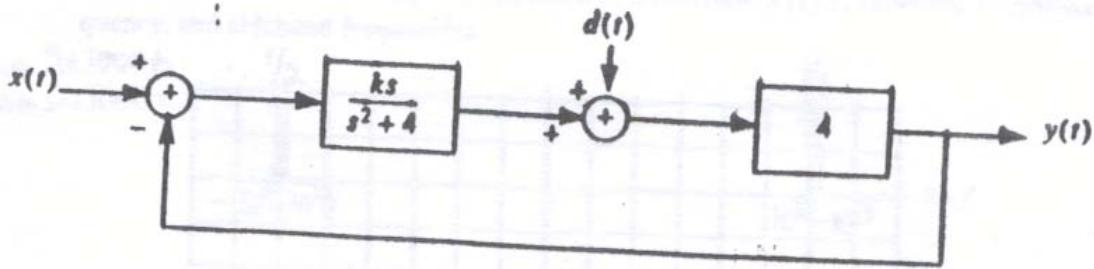
7 of 8

Hint 1:  $(a+b)/(a+c) = 1 + (b-c)/(a+c)$

Hint 2: No impulse response contains  $\delta(t)$ .

- h<sub>1</sub>(t) = \_\_\_\_\_
- h<sub>2</sub>(t) = \_\_\_\_\_
- h<sub>3</sub>(t) = \_\_\_\_\_
- h<sub>4</sub>(t) = \_\_\_\_\_
- h<sub>5</sub>(t) = \_\_\_\_\_
- h<sub>6</sub>(t) = \_\_\_\_\_

Problem 6 (15 pts)



[3 pts] a) With  $d(t) = 0$ , compute  $Y(s)/X(s) =$

[5 pts] b) For which values of  $k$  is the system stable?

$k$ : \_\_\_\_\_

For parts c and d, if the limit exists, answer should be a number. Otherwise, write "does not exist."

[3 pts] c) Let  $d(t) = \sin(2t)u(t)$  and  $x(t) = 0$ , with  $k = 1$ .

$\lim(t \rightarrow \infty) y(t) =$  \_\_\_\_\_

[4 pts] d) let  $d(t) = 0$  and  $x(t) = tu(t)$ , with  $k = 1$ .

$\lim(t \rightarrow \infty) y(t) =$  \_\_\_\_\_