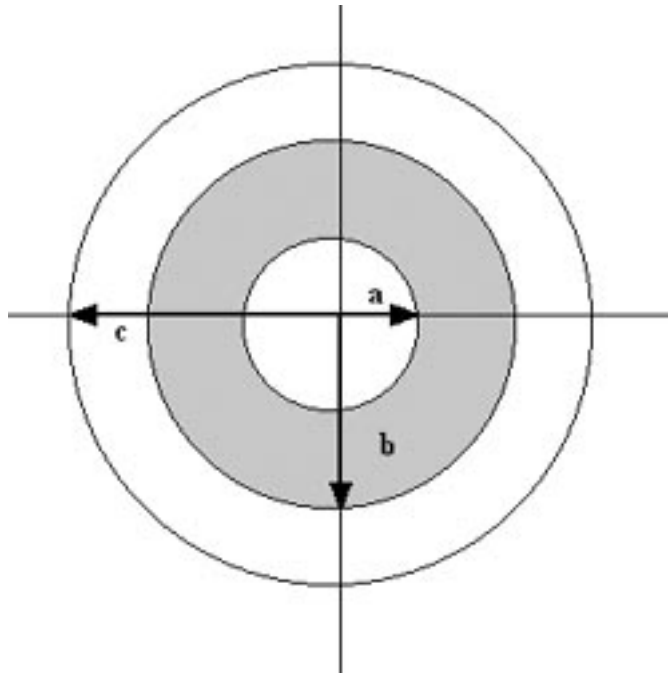


**EECS 117A, Fall 1995**  
**Final Exam**  
**Professor A.R. Neureuther**

**Problem #1 (70 Points) Concepts from Electrostatics, Magnetostatics and Maxwell's Equations**

A coaxial transmission line consists of an inner perfect electric conductor of radius  $a$ , a material inner lining from  $a < r < b$ , and an outer perfect electrical conductor of radius  $c$ . The material lining has  $U_r = 10$  and  $E_r = 4$ . The dimensions  $a$ ,  $b$ , and  $c$  are 2, 4, and 6 mm respectively.

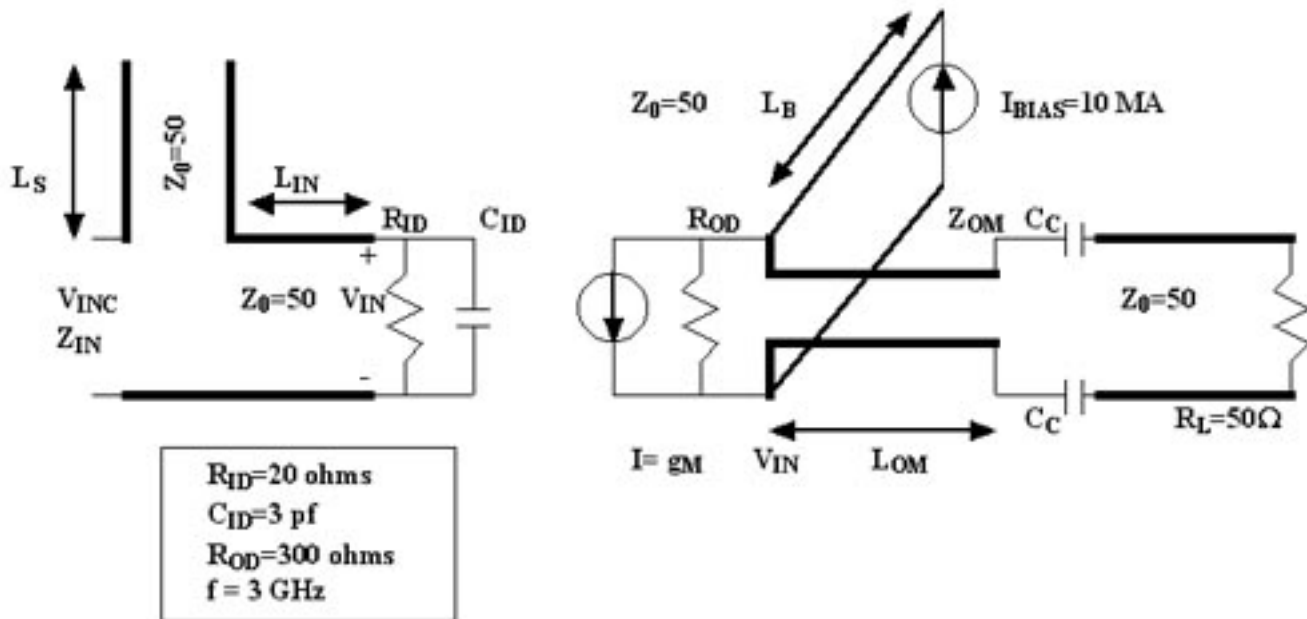


**I.a. (20 Points)** Find the magnetic flux density vector  $\mathbf{B}$  at the radius  $r$  of 3 mm and 8 mm when a current of 1 mA flows in the inner conductor and a current of 0.5 mA flows in the opposite direction in the outer conductor.

**I.b. (25 Points)** Using Stoke's Theorem show how to derive an equation for the change in voltage with position down the transmission line as a function of the change in current with time. Identify in your derivation and algebraic expression for the inductance per unit length. Hint: Start with a sketch of the geometry and mathematical construct.

**I.c. (25 Points)** State if the line is dispersive and or lossy and give an expression for the phase velocity as a function of the angular frequency  $\omega$ , radial dimensions and material properties.

## Problem #2 (80 Points) Transmission Lines Time-Harmonic



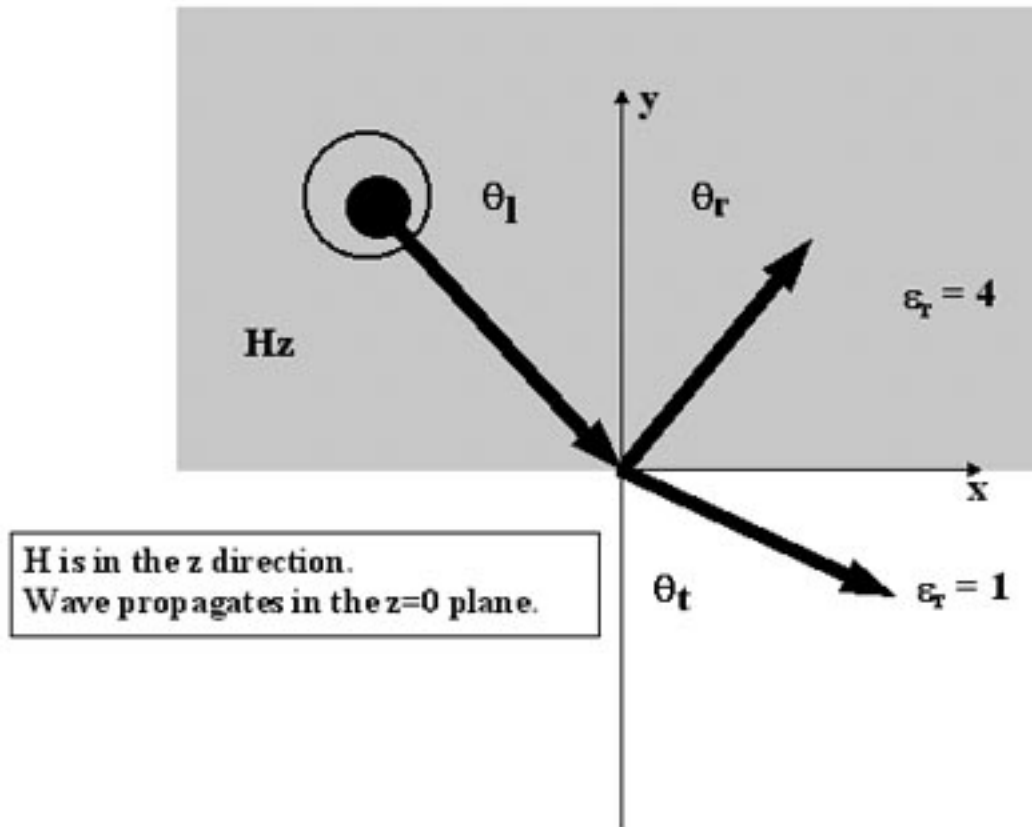
**II.a.** (15 Points) The output circuit consists of a bias line of length  $L_B$  and a quarter wave matching line with impedance  $Z_{OM}$ . Explain how the length  $L_B$  can be chosen such that the current source does not load the a.c. circuit and specify the impedance  $Z_{OM}$  to match  $R_{OD}$  to a 50 ohm output.

**II.b.** (15 Points) Design the coupling capacitors  $C_C$  such that the voltage reflection back toward the device is **0.01**.

**II.c.** (25 Points) Design the length of the stub  $L_S$  and the length of the line  $L_{IN}$  to make  $Z_{IN} = 50$  ohms. Do your work on the Smith Chart on the following page.

**II.d.** (25 Points) Assuming the input has been matched as in part b) find an algebraic expression for the ratio  $V_{IN}/V_{INC}$  in terms of  $Z_{STUB}$  and the input impedance to the device  $Z_{ID}$  (which is  $R_{ID}$  and  $C_{ID}$  in parallel).

## Problem #3 (65 Points) Plane Waves



**III.a.** (15 Points) Write out expressions for the z component of the magnetic field  $\mathbf{H}$  as a function of spatial location for the incident, reflected and transmitted plane waves using a single phasor for each as well as  $\mathbf{k}_O$ ,  $\mathbf{E}_r$ ,  $\mathbf{O}_i$ , and  $\mathbf{O}_t$ .

**III.b.** (15 Points) Using your representation from a) determine the electric field associated with the incident wave as a function of spatial location.

**III.c.** (20 Points) Explain why making the tangential components of the magnetic field plane waves continuous at a boundary in a problem such as in the above geometry automatically guarantees that the normal component of the D field is also continuous.

**III.d.** (15 Points) Is it possible to find a material for which the total internal reflection and the Brewster angle effect occur at the same angle of incidence?.

#### Problem #4 (45 Points) Antennas and Radiation Systems Aspects

The navigation radar on a small boat operates at 10 GHz with a 7 Mhz bandwidth, peak power of 1.5 kW and Noise Figure of 9 db. The antenna is housed in a plastic circular disk 40 cm in diameter by 15 cm high and rotates. The target is a 20 cm diameter corner reflector on the mast of a sailboat. For convenience neglect any effects of and waves which reflect from the ocean surface.

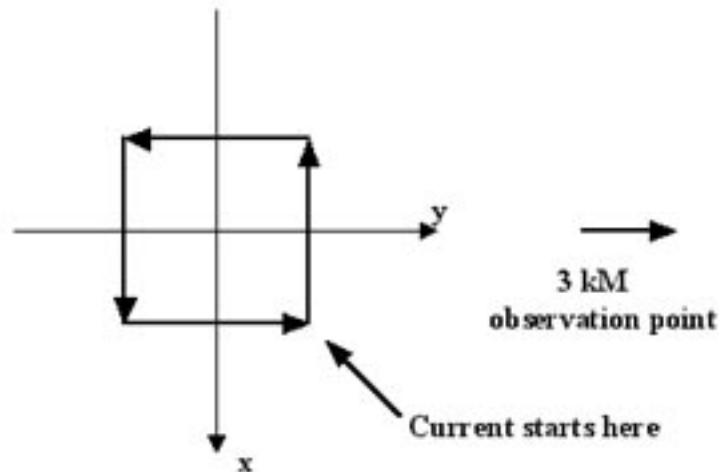
**IV.a.** (20 Points) Estimate 1) the horizontal full-width half-power beamwidth in degrees, 2) the distance resolution in meters, and 3) the gain.

**IV.b.** (25 Points) Estimate the maximum range to have 15 db S/N ratio.

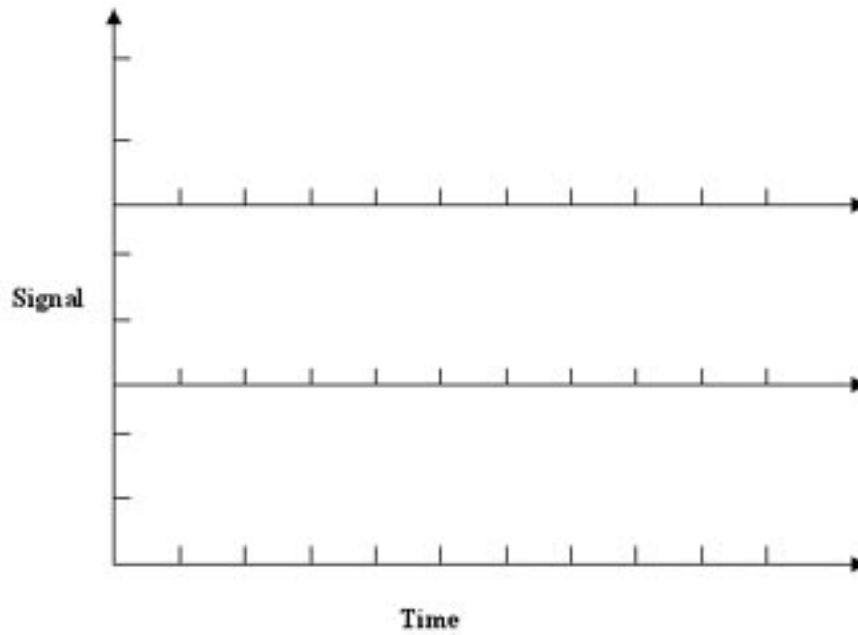
### Problem #5 (40 Points) Antennas and Radiation Concepts Including Time-Domain

A radiating system consists of a very short (30 ps) duration square pulse of 10 mA current which travels around a square loop 60 cm on a side at the speed of light. The rectangle lies in the  $z=0$  plane and the direction vectors along the sides are in the  $x$  and  $y$  directions. The pulse starts at  $(x,y)$  of (30cm, 30cm) and propagates in the  $-x$  direction. The observation point is at  $(x,y)$  of (0, 3km).

**V.a.** (15 Points) What is the approximate delay from the signal source to the observation point and at the observation point which far field spherical coordinate system components of the vectors **A**, **B**, and **E** will be present?. Explain your answers.



**V.b.** (25 Points) For each of the components of the vector **A** sketch the behavior as a function of time once the pulse begins to arrive and label the sketch with a quantitative value of one of the nonzero levels.



---

**Posted by HKN (Electrical Engineering and Computer Science Honor Society)  
University of California at Berkeley**  
If you have any questions about these online exams  
please contact <mailto:examfile@hkn.eecs.berkeley.edu>