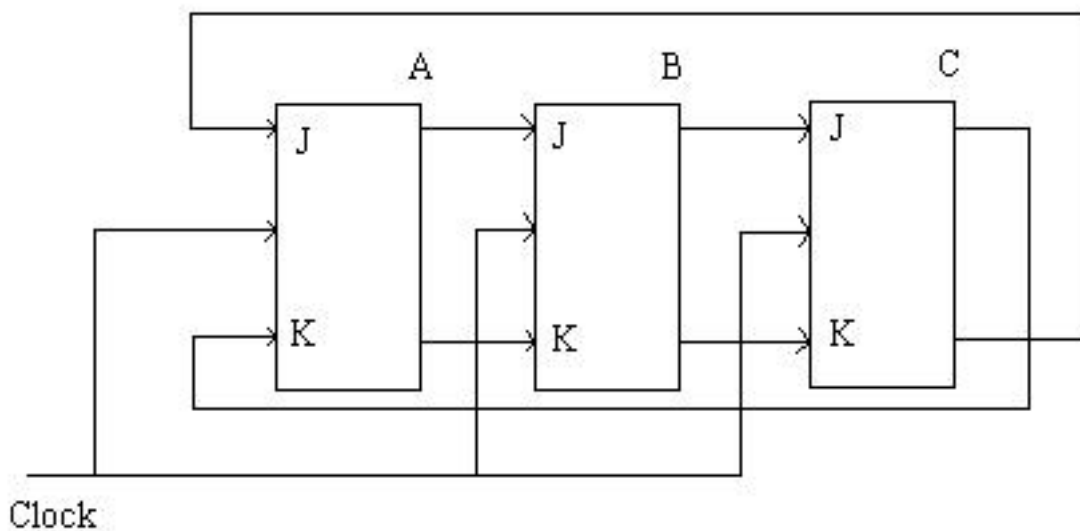


**CS150, Fall 1995**  
**Quiz #2**  
**Professor I. Koren**

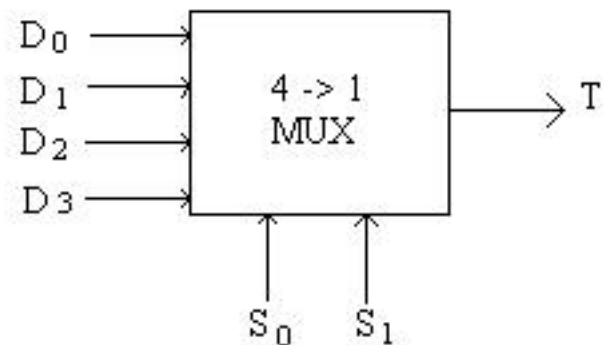
**Problem #1**

A Twisted Tail Ring counter is shown below. Show the state diagram, accounting for all possible states? Is this counter self-starting (self-correcting)? Explain.

**Problem #2**

A 4  $\rightarrow$  1 MUX (Multiplexer) shown below can be used to realize any 3-variable switching function with no added logic gates. In this problem we will try to find out whether a given 4-variable switching function  $f(W, X, Y, Z)$  can be realized using a single 4  $\rightarrow$  1 MUX *with no added gates*.

$S_0 S_1$	T
00	$D_0$
01	$D_1$
10	$D_2$
11	$D_3$



**Problem #2a**

Given the function  $f(W, X, Y, Z) = (\text{Sigma})m(2, 3, 4, 6, 7, 15) + (\text{Sigma})d(0, 5, 12, 13)$  and its K-map, is it possible to realize it using a single  $4 \rightarrow 1$  MUX by choosing  $S_1 S_0 = W X$ ,  $D_i$  (a member of)  $\{0, 1, Y, \text{not } Y, Z, \text{not } Z\}$ ;  $i = 0, 1, 2, 3$  (the complements of the input variables are available). If your answer is positive show the realization; if it's negative explain why.

**Problem #2b**

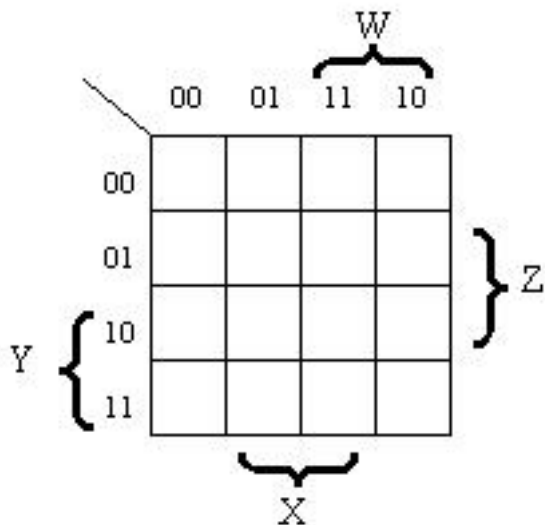
Repeat (a) for the choice  $S_1 S_0 = Y Z$ .

**Problem #2c**

Repeat (a) for the choice  $S_1 S_0 = W Z$ .

**Problem #2d**

How do you check with the aid of K-maps, the possibility of realizing a given 4-variable function using a single  $4 \rightarrow 1$  MUX?

**Problem #2e**

Estimate the percentage of 4-variable functions which can be realized using a single  $4 \rightarrow 1$  MUX.

**Problem #3**

State whether each of the following is true or false. If true prove or explain, if false give a counter example. A correct True or False answer with no explanation is worth only 1 point.

**Problem #3a**

No static hazards may occur when implementing a 4-variable logic function using a 4-to-16 decoder.

**Problem #3b**

The radix-4 modified Booth algorithm which examines three multiplier bits at once (with the rightmost bit serving as a reference bit) always results in the minimum number of add/subtract operations.

**Problem #3c**

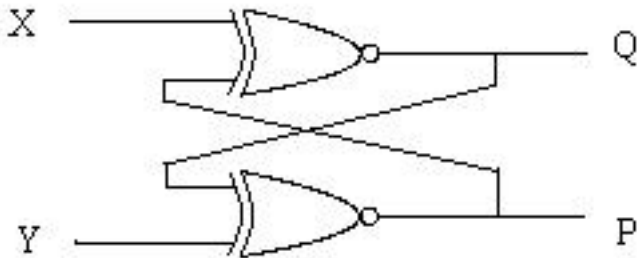
A 2048 X 1 ROM can be used to implement an 8:1 MUX.

**Problem #3d**

Every finite state machine can be implemented as a Linear-Feedback-Shift-Register (LFSR).

**Problem #3e**

The following circuit can serve as a Flip-Flop in any sequential circuit.

**Problem #4**

Show an implementation of a circuit that multiplies the (unsigned) input number  $X = x_4 x_3 x_2 x_1 x_0$  by 7 using only Full Adders (FAs) and inverters. In other words, the output number  $Z = z_{n-1} z_{n-2} \dots z_1 z_0$  satisfies  $Z = 7 * X$ . Determine the required number of output bits,  $n$ , and show the implementation of your Multiply-by-7 circuit using as few FAs and inverters as possible.

---

**Posted by HKN (Electrical Engineering and Computer Science Honor Society)**

**University of California at Berkeley**

**If you have any questions about these online exams  
please contact <mailto:examfile@hkn.eecs.berkeley.edu>**